



## Reading


Raid the Reader focusing on Not Now Bernard/Amazing Grace

**Skills taught**  
Deduction  
Retrieval  
Explanation



## Writing

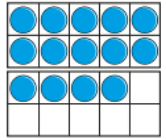
Talk for Writing-Jack and the Beanstalk.




Children will learn the model text, then write their own innovated version changing the setting.

## Place Value

## Maths



- Step 1 Numbers to 20
- Step 2 Count objects to 100 by making 10s
- Step 3 Recognise tens and ones
- Step 4 Use a place value chart
- Step 5 Partition numbers to 100
- Step 6 Write numbers to 100 in words
- Step 7 Flexibly partition numbers to 100
- Step 8 Write numbers to 100 in expanded form
- 10s on the number line to 100
- Step 10 10s and 1s on the number line to 100
- Step 11 Estimate numbers on a number line
- Step 12 Compare objects
- Step 13 Compare numbers
- Step 14 Order objects and numbers
- Step 15 Count in 2s, 5s and 10s
- Step 16 Count in 3s



## Science



### Materials

- To be able to identify & compare the suitability of different materials.
- To be able to classify objects (e.g. based on the material they are made from/function)
- To ask simple questions.
- To make observations & predictions.
- To be able to plan a simple investigation.



Year 2 - Autumn 1

## Humanities - Geography



### Big, Wide World

- Locate and name Countries and Capitals of the UK
- Locate and name Continents and Oceans
- Understanding our locality in the world
- Use research skills to create a fact file
- Know that Phileas Fogg took a journey around the world

## Religious Education - New Beginnings

- EXPLORE: Know and understand that each day is a new beginning.
- LF1: Can I recognise the story of God created the earth?
  - LF2: Can I retell a psalm that shows God is there at every beginning, even my own?
  - LF3: Can I show my feelings as to why it is good to start the day with a prayer?
  - LF4: Can I respond to a psalm?
  - LF5: Can I understand phrases that show God is always close?
  - LF6: Can I know that God loves is shown in St Paul's letter?
- REVEAL: Remember each day is a new beginning with God.

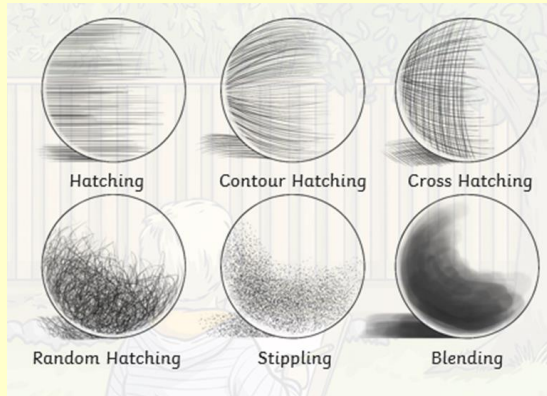


## Creative Arts - Art and Design

### Drawing techniques

Children will practice using different drawing techniques including:

- Texture
- Pattern
- Colour
- Line
- Tone



They will respond to art from the artist Leonardo Da Vinci



## Personal, Social, Health and Economic


### Healthy lifestyle

Healthy choices; different feelings; managing feelings.

### Growing and changing

Recognising what we are good at; setting goals.

Growing; changing and being more independent.



### Music

- Year 2 will be working on Singing and working as an Ensemble combining Ukulele, Voice and Percussion.
- Reading and writing music
- The notes of the Treble and Bass Clef
- Key Signatures
- Time Signatures
- Singing Technique
- Performance

## Physical Education

### Multi Skills

- Different running techniques
- Variety of relay races concentrating on how to run
- Running at different speeds
- Different jumping techniques
- Jumping different distances
- Throwing technique for accuracy
- Mini athletics festival

## Computing

### Computing Systems & Networks

- What is IT
- IT in school
- IT in the world
- The benefits of IT
- Using IT safely
- Using IT in different ways

### E-Safety

- Copyright & Ownership
- Privacy & Security